



**VIDURA COLLEGE**  
**ENVIRONMENTAL STUDIES**  
**2 ND TERM**

**UNIT** : 05 – **STUDENT NOTE -3**  
**TRANSPORT**

**Introduction**

Development in transport has made it possible for people to travel across the land, seas and by air.

Nowadays people use aeroplanes, ships, boats, trains, buses and cars to move from one place to another.

In this regard ethics, laws and regulations related to travel are equally important to passengers drivers and pedestrians. We should help to maintain a proper travel and transport system from the footpath to the highways.

**Modes of Transport in the Past.**

1. Carriages / Horse / Bullock carts.
2. Walking on foot.
3. Elephant ride.
4. Sail ships.
5. Horse ride.
6. Boat.
7. Float.

**Modes of Modern Transport Today.**

On Land	Water	Through air

**What are the rules and regulations that should be followed by passengers pedestrians and drivers?**

<b>Pedestrians / Passengers</b>	<b>Drivers</b>
<ol style="list-style-type: none"><li>1. Walking on the right side</li><li>2. Not walking in groups</li><li>3. Not damaging the vehicles</li><li>4. Buy the necessary ticket to travel.</li></ol>	<ol style="list-style-type: none"><li>1. Drive the vehicle at a moderate speed.</li><li>2. Drive on the left side of the road.</li><li>3. Not overtake recklessly. Stop at passenger crossings.</li><li>4. Follow light signals.</li></ol>

**Irregular activities caused by passengers pedestrians and drivers.**

<b>Pedestrians / Passengers</b>	<b>Drivers</b>
<ol style="list-style-type: none"><li>1. Walking on the left side.</li><li>2. Dropping garbage onto the road.</li><li>3. Not crossing roads at pedestrian crossings.</li><li>4. Damaging public transport vehicles.</li><li>5. not buying the ticket.</li></ol>	<ol style="list-style-type: none"><li>1. Driving at high speed</li><li>2. Driving after consuming alcohol</li><li>3. Not observing light signals.</li></ol>

**Some rules and regulations to be observed when travelling about.**

1. Drivers should drive the vehicles on the left side of the road.
2. At a roundabout, the vehicles on the right side have the right of way.
3. In hilly areas, always give room for the vehicle climbing up the hill.
4. Should always be aware of the safety of passengers when driving a vehicle.
5. On the highway the vehicles that are going slow should go on the left lane allowing the vehicles going fast to travel without any hindrance.
6. Help those people who are disabled to cross the road.
7. When travelling in public transport vehicles get up and give the seats allocated to different sections. eg. religious leaders, pregnant women, disabled people.

**The light signals are used to guide people when travelling.**

**Drivers**

**Red – Stop**

**Amber - Be ready to go**

**Green - Go**



**Pedestrians**



Red :Stop

Green:Go

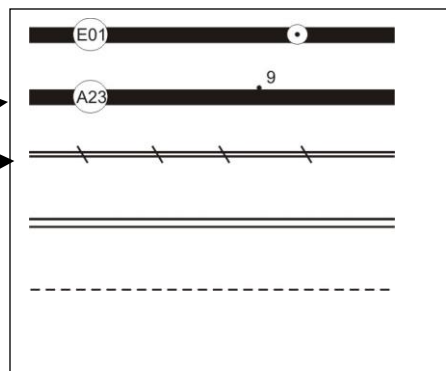
**The symbols and colours ----- to identify roads.**

Highways (Purple) →

Main Roads (Red) →

Railway lines (Black) →

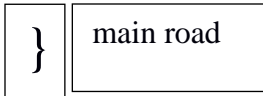
Foot Path (Black)



**Activity** – Get the students to find roads to different places.

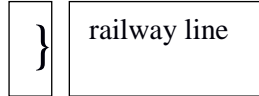
eg. - Colombo to Kandy

Colombo to Matara.



Colombo to Batticaloa

Colombo to Jaffna



**Instances where you use the road**

1. To find the route to travel to a place
2. To find the distance to a place.
3. To find the shortest route to a place.
4. For a tourist to find a place.

**Special vehicles that use different light signals .**

- eg:
1. Ambulance
  2. Emergency Service vehicles
  3. Fire Brigade
  4. Long Vehicle – containers.

**The main types of roads are found in Sri Lanka.**

1. footpaths
2. Railway lines
3. Roads
4. Highways

**What can be used to find the correct route to a place?**

1. Road Map
2. Computers, Google maps

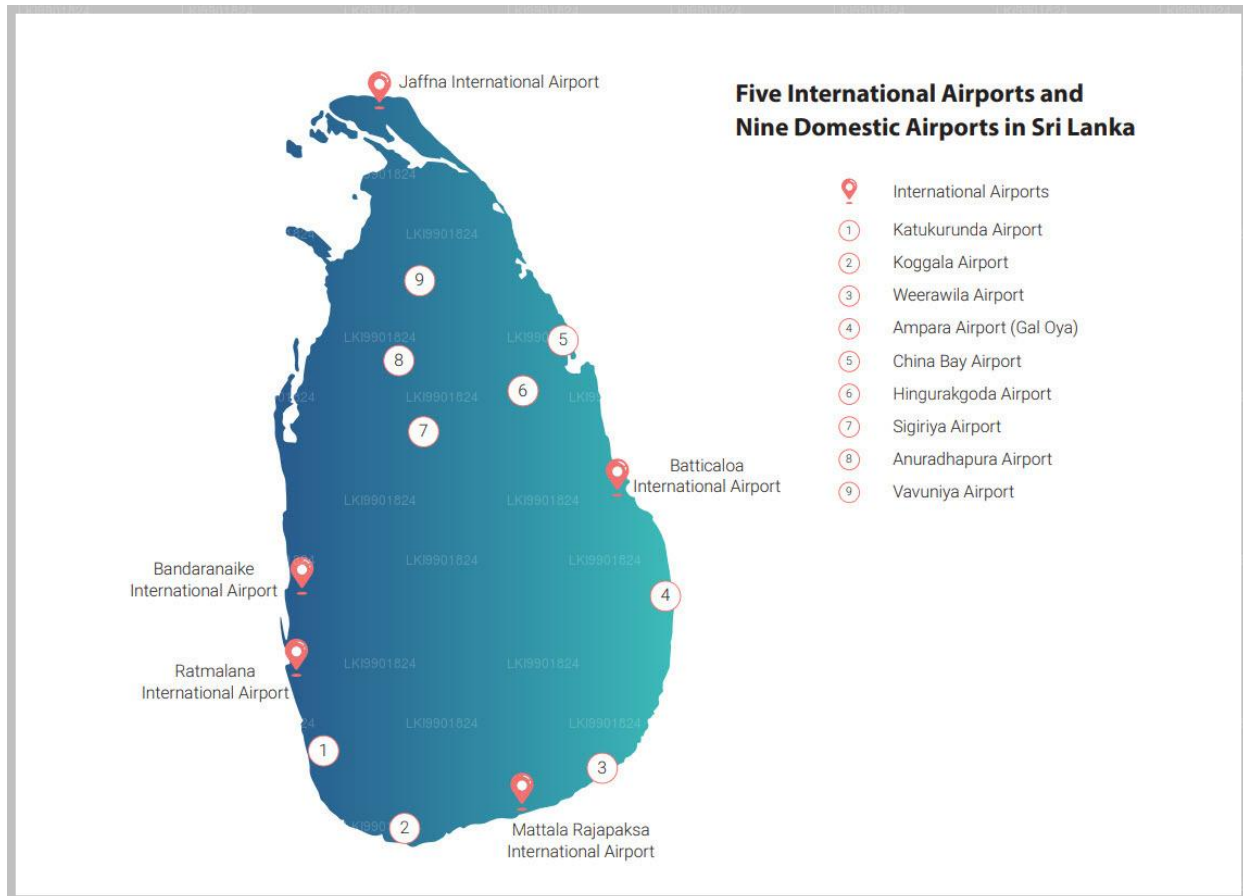
## The airports in Sri Lanka.

Colombo – Katunayaka Air Port

Mattala Air Port at Hambantota

Palali Air Port-Jaffna

Ratmalana Air Port



## Rules and regulations about air travel.

1. Should purchase a ticket beforehand.
2. Should obtain a visa to travel to the country you intend to go to.
3. Should go to the airport at least 3 hours before departure time.
4. Take the correct baggage weight when travelling.

**Services rendered by air transport.**

1. Transport passengers.
2. Transport goods.
3. Quick transport provided.

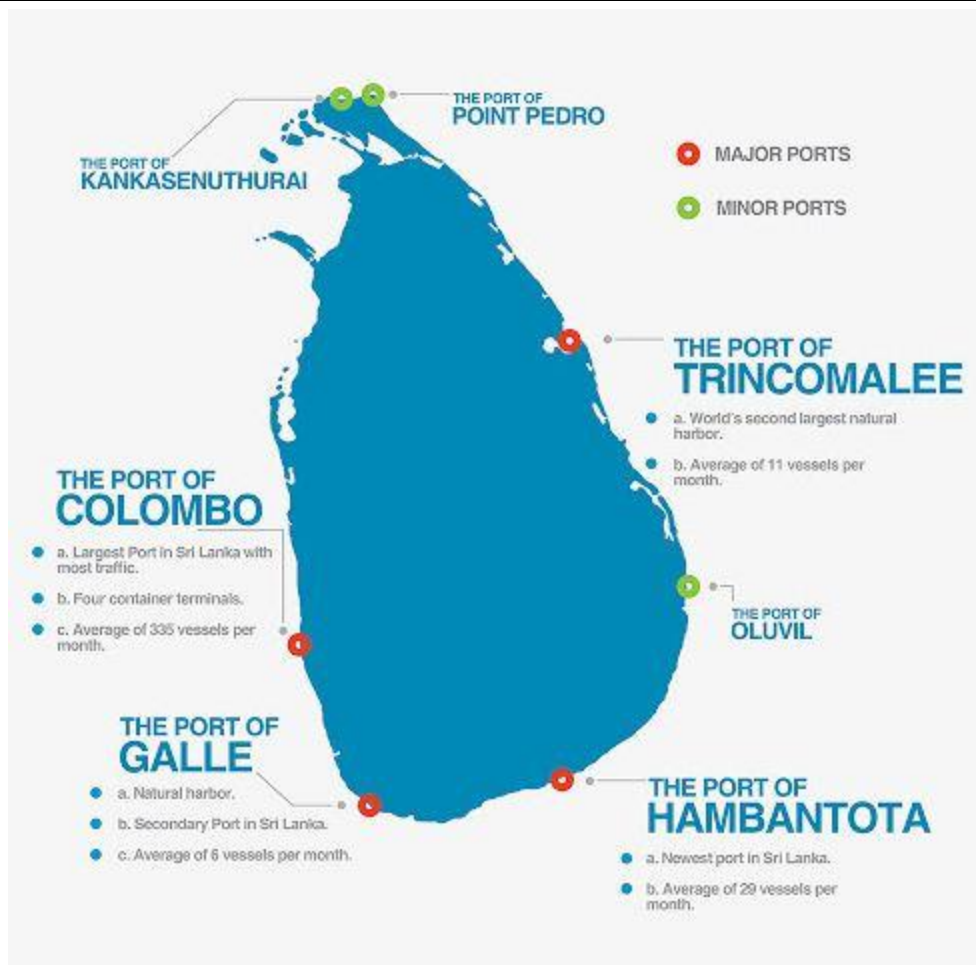
**Services rendered by ships.**

1. Transport passengers
2. Transport goods
3. A large number of passengers can travel at a time.
4. Heavy goods can be transported in large numbers.

**Harbours in Sri Lanka.**

1. Colombo
2. Trincomalee
3. Galle
4. Hambantota

(Mark them on a map)



**The things that should not be done when using public transport.**

1. Smoking while travelling.
2. Not offering seats to pregnant women, elders and old people.
3. Travelling on the footboard.
4. Reading papers and falling asleep cause inconvenience to others.
5. Not buying a ticket.
6. Putting the head or hand out of the window.
7. Throwing garbage onto the road.
8. Using the mobile phone continuously.
9. Scribbling on the seats, writing names.

### **Advantages in the development of public transport**

1. Healthy environment
2. Congestion on roads is lesser
3. A large number of people can travel at one time.
4. Can transport a large amount of cargo at one time.
5. Saves time.
6. Can travel in safety.
7. Can travel to foreign countries.